

## Program Information



<b>Lead Time</b>	Typical lead time of 5 days after order is placed.
<b>Minimum Order Requirement</b>	<ol style="list-style-type: none"><li>1) 1 set.</li><li>2) Freight Policy applies: \$3500 minimum for free freight shipped from USA Inventory.</li><li>3) \$1.25 / ft<sup>2</sup> drop ship fee applies to addresses other than the customer's main facility.</li></ol>
<b>Payment Terms</b>	According to specific credit terms.
<b>Warranty</b>	10 year limited lifetime warranty

## Available Sizes

No.	Window Width		Window Height		Panel Configuration	Maximum Frame-To-Frame Size
	Min	Max	Min	Max		
1	15 1/2"	17 1/4"	33 1/4"	35"	L	20 3/4" x 38 5/8"
2	15 1/2"	17 1/4"	33 1/4"	35"	R	20 3/4" x 38 5/8"
3	15 1/2"	17 1/4"	45 1/4"	47"	L	20 3/4" x 50 5/8"
4	15 1/2"	17 1/4"	45 1/4"	47"	R	20 3/4" x 50 5/8"
5	15 1/2"	17 1/4"	57 1/4"	59"	L	20 3/4" x 62 5/8"
6	15 1/2"	17 1/4"	57 1/4"	59"	R	20 3/4" x 62 5/8"
7	15 1/2"	17 1/4"	69 1/4"	71"	L	20 3/4" x 74 5/8"
8	15 1/2"	17 1/4"	69 1/4"	71"	R	20 3/4" x 74 5/8"
9	21 1/4"	23"	21 1/4"	23"	L	26 1/2" x 26 5/8"
10	21 1/4"	23"	21 1/4"	23"	R	26 1/2" x 26 5/8"
11	21 1/4"	23"	33 1/4"	35"	L	26 1/2" x 38 5/8"
12	21 1/4"	23"	33 1/4"	35"	R	26 1/2" x 38 5/8"
13	21 1/4"	23"	45 1/4"	47"	L	26 1/2" x 50 5/8"
14	21 1/4"	23"	45 1/4"	47"	R	26 1/2" x 50 5/8"
15	21 1/4"	23"	51 1/4"	53"	L	26 1/2" x 56 5/8"
16	21 1/4"	23"	51 1/4"	53"	R	26 1/2" x 56 5/8"
17	21 1/4"	23"	57 1/4"	58 3/4"	L	26 1/2" x 62 5/8"
18	21 1/4"	23"	57 1/4"	58 3/4"	R	26 1/2" x 62 5/8"
19	21 1/4"	23"	63 1/4"	65"	L	26 1/2" x 68 5/8"
20	21 1/4"	23"	63 1/4"	65"	R	26 1/2" x 68 5/8"
21	21 1/4"	23"	69 1/4"	71"	L	26 1/2" x 74 5/8"
22	21 1/4"	23"	69 1/4"	71"	R	26 1/2" x 74 5/8"
23	22 1/4"	24"	58 7/8"	60"	L	27 1/2" x 63 5/8"
24	22 1/4"	24"	58 7/8"	60"	R	27 1/2" x 63 5/8"
25	27 1/4"	29"	45 1/4"	47"	L	32 1/2" x 50 5/8"

## Available Sizes

No.	Window Width		Window Height		Panel Configuration	Maximum Frame-To-Frame Size
	Min	Max	Min	Max		
26	27 1/4"	29"	45 1/4"	47"	R	32 1/2" x 50 5/8"
27	27 1/4"	29"	57 1/4"	59"	L	32 1/2" x 62 5/8"
28	27 1/4"	29"	57 1/4"	59"	R	32 1/2" x 62 5/8"
29	27 1/4"	29"	63 1/4"	65"	L	32 1/2" x 68 5/8"
30	27 1/4"	29"	63 1/4"	65"	R	32 1/2" x 68 5/8"
31	27 1/4"	29"	69 1/4"	71"	L	32 1/2" x 74 5/8"
32	27 1/4"	29"	69 1/4"	71"	R	32 1/2" x 74 5/8"
33	32 3/4"	34 1/2"	56 1/4"	57 1/2"	LR	38" x 61 5/8"
34	33 1/4"	35"	33 1/4"	35"	LR	38 1/2" x 38 5/8"
35	33 1/4"	35"	45 1/4"	47"	LR	38 1/2" x 50 5/8"
36	33 1/4"	35"	51 1/4"	53"	LR	38 1/2" x 56 5/8"
37	33 1/4"	35"	63 1/4"	65"	LR	38 1/2" x 68 5/8"
38	33 1/4"	35"	69 1/4"	70 3/4"	LR	38 1/2" x 74 5/8"
39	33 1/2"	35 1/4"	57 5/8"	58 3/4"	LR	38 3/4" x 62 5/8"
40	34 1/4"	36"	58 7/8"	60"	LR	39 1/2" x 63 5/8"
41	34 1/4"	36"	70 7/8"	72"	LR	39 1/2" x 75 5/8"
42	39 1/4"	41"	57 1/4"	59"	LR	44 1/2" x 62 5/8"
43	45 1/4"	47"	33 1/4"	35"	LR	50 1/2" x 38 5/8"
44	45 1/4"	47"	45 1/4"	46 3/4"	LR	50 1/2" x 50 5/8"
45	45 1/4"	47"	51 1/4"	53"	LR	50 1/2" x 56 5/8"
46	45 1/4"	47"	57 1/4"	58 3/4"	LR	50 1/2" x 62 5/8"
47	45 1/4"	47"	63 1/4"	65"	LR	50 1/2" x 68 5/8"
48	45 1/4"	47"	69 1/4"	71"	LR	50 1/2" x 74 5/8"
49	46 1/4"	48"	46 7/8"	48"	LR	51 1/2" x 51 5/8"
50	46 1/4"	48"	58 7/8"	60"	LR	51 1/2" x 63 5/8"

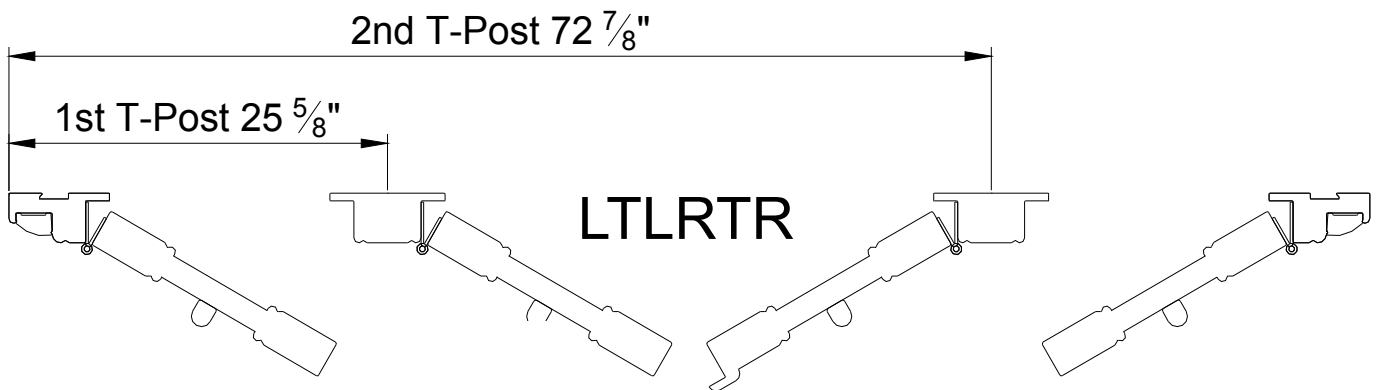
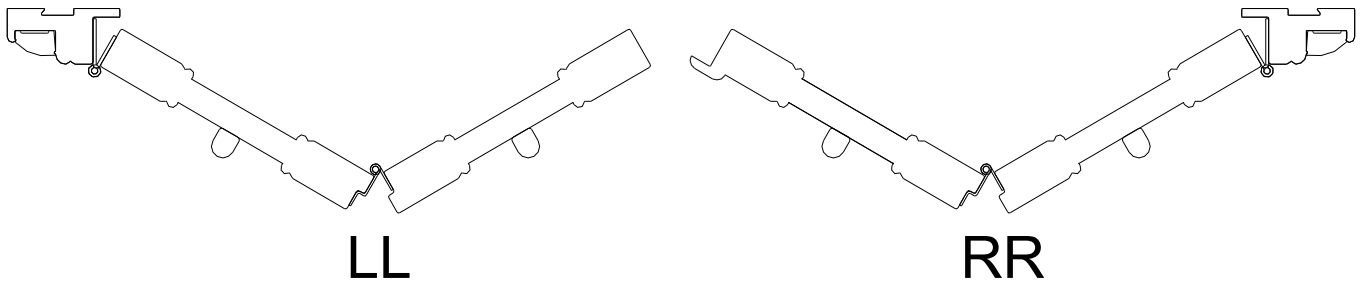
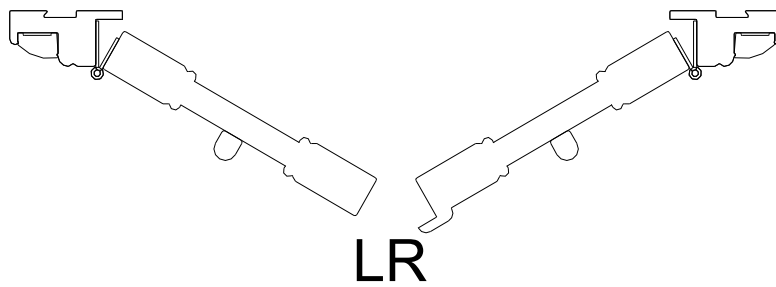
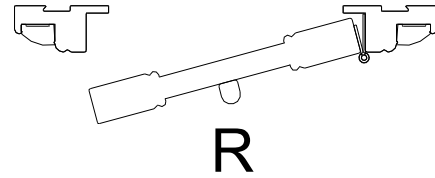
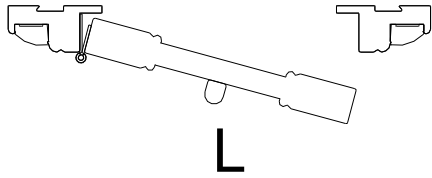
## Available Sizes

No.	Window Width		Window Height		Panel Configuration	Maximum Frame-To-Frame Size
	Min	Max	Min	Max		
51	56 3/4"	58 1/2"	56 1/4"	57 1/2"	LR	62" x 61 5/8"
52	57 1/4"	59"	33 1/4"	35"	LR	62 1/2" x 38 5/8"
53	57 1/4"	59"	45 1/4"	46 3/4"	LR	62 1/2" x 50 5/8"
54	57 1/4"	59"	51 1/4"	53"	LR	62 1/2" x 56 5/8"
55	57 1/4"	59"	63 1/4"	65"	LR	62 1/2" x 68 5/8"
56	57 1/4"	59"	69 1/4"	71"	LR	62 1/2" x 74 5/8"
57	57 1/2"	59 1/4"	57 5/8"	58 3/4"	LR	62 3/4" x 62 5/8"
58	58 1/4"	60"	46 7/8"	48"	LR	63 1/2" x 51 5/8"
59	58 1/4"	60"	58 7/8"	60"	LR	63 1/2" x 63 5/8"
60	69 1/4"	71"	33 1/4"	35"	LLRR	74 1/2" x 38 5/8"
61	69 1/4"	71"	45 1/4"	46 3/4"	LLRR	74 1/2" x 50 5/8"
62	69 1/4"	71"	57 1/4"	58 3/8"	LLRR	74 1/2" x 62 5/8"
63	69 1/4"	71"	63 1/4"	65"	LLRR	74 1/2" x 68 5/8"
64	69 1/4"	71"	69 1/4"	71"	LLRR	74 1/2" x 74 5/8"
65	70 1/4"	72"	46 7/8"	48"	LLRR	75 1/2" x 51 5/8"
66	70 1/4"	72"	58 7/8"	60"	LLRR	75 1/2" x 63 5/8"
67	93 1/4"	95"	45 1/4"	47"	LTLRTR	98 1/2" x 50 5/8"
68	93 1/4"	95"	57 1/4"	59"	LTLRTR	98 1/2" x 62 5/8"

*Note: Repair kits must be purchased for lost parts.*

# Shutter Specifications

◇ Panel Configurations:



\* For shutters with SKU numbers: 945465P4S & 945585P4S.

## Shutter Specifications

- ◇ **Color:** Silk White
- ◇ **Louver Profile:** Elliptical
- ◇ **Louver Size:** 3 1/2"
- ◇ **Frame:** 2" Camber Deco Frame (4-sided)
- ◇ **Guidelines for 2" Camber Deco Frame:**
  - ◇ Offered as outside mount only.
  - ◇ Must be placed on a flat surface with 2" minimum allowance on 4-sides for frame installation.
- ◇ **Divider Rail:** None
- ◇ **T-Post Size (Face Measurement):** 1 3/4" (refer to p.5 for location)
- ◇ **Important Notes:**
  - ◇ For side-by-side windows with similar sizes we recommend ordering identical SKUS for coordination purposes.
  - ◇ If the window has a crank handle or any other obstruction, please consider whether the T-Post or Deco Frame will affect its function.
  - ◇ For 2-sided and 3-sided windows, adjustments made to frame is done at the dealer's own risk.

## **Warranty Policy**

We warrant our shutters to be free from defects in materials or workmanship for 10 years as long as the original purchaser owns the shutters. Provided that such products are properly installed; and such products are made or assembled exclusively from original materials and components. Any resale or other transfer of the product and/or materials voids this warranty.

This warranty is exclusive and in lieu of all other obligations, liabilities or warranties. In no event shall Nien Advanced Solutions (NAS) be liable for incidental or consequential damages, or for the expenses associated with such damages. Repair or remake of defective products is the sole remedy under this warranty and in event shall NAS be liable for costs to remove and/or re-install the product. Repairs will be made with only like or similar parts. This warranty does not include shipping charges, costs of labor for measuring, installation, or trip charges.

This warranty does not cover any condition of or damage to the shutter or window, from unauthorized repairs, accidents, alterations, misuse, abuse, acts of God, motorized devices, daily wear and tear or failure to follow NAS instructions with respect to measurement, installation, cleaning, or maintenance. Improper, inappropriate, or unauthorized replacement parts, repairs, or maintenance voids this warranty. This warranty excludes all liability for removal of the shutter and re-installation in the same or another window, or damage to the window frame, glass or any other portion of the window. Due to manufacturing, natural variations in color, grain, and texture in products, NAS is not able to guarantee exact matches on subsequent orders. Returns cannot be authorized due to these normal variations.

All other warranties, both expressed and implied, are explicitly disclaimed. This warranty excludes all liability for consequential or incidental damages for any cause whatsoever.

All other rights are governed by the state law in which the shutters were purchased, and may vary from state to state. Some states do not allow the exclusion or limitation of implied warranties or incidental or consequential damages, so the above limitation may not apply to your state.